

# Utilizing Teledentistry, Portable Equipment and a Home Hygiene Program to Improve Oral Health in Long Term Care Facilities

Your Special Smiles PLLC

Brooke MO Fukuoka DMD, DABSCD, Tari Devaney RDH, BSDH, MSDH,  
Kami Richardson RDH, BSDH, Bailey Price RDH, Alexis Stone RDH

2025



# Financial Disclosures

## IDAHO ORAL HEALTH PROGRAM SPONSORED THIS PRESENTATION THROUGH THE GRANT

- Frequent Sponsors:
  - Elevate Oral Care, GC America, Mouthwatch, and Armor Dental
- Free/Discounted Products:
  - Many companies that may be mentioned
- Delta Dental of Idaho sponsored a clinic that I created with Family Health Services



*“Concepts mentioned in this presentation were developed with support by HRSA/HHS as part of a financial assistance award totaling \$567,317 with 60% funded by HRSA/HHS and \$167,317(40%) funded by non-government source(s). The contents are those of the author(s) and do not necessarily represent the official view of, nor an endorsement, by HRSA/HHS, or the U.S. Government.” We are only a small part of this award”*



# Legal Disclosures

- Laws change. Make sure to keep updated.
- Nothing in this presentation should be interpreted as legal advice
- Images and videos are all used with permission from patients and their guardians. Feel free to download or take screenshots of slides for your personal study, but please, out of respect for our models do not use slides or images for other purposes without specific written permission.





# We all live 2 dental lives





# Our Panel

## Tari

Tari Devaney RDH, BSDH, MSDH



YSS Portable Hygienist  
Works with Green Acres  
Taught at CSI and EWU  
Past IDHA President

## Kami

Kami Richardson RDH, BSDH



YSS Portable Hygienist  
Former YSS AOH Provider  
Works with Advanced Dental  
Care Twin Falls  
Southern Idaho Dental  
Hygiene Component President  
IDHA Board Member

## Bailey

Bailey Price RDH



YSS Portable Hygienist  
Former YSS AOH Provider  
Works with Dr. Kyle  
Popperton

## Alexis

Alexis Stone RDH



Former YSS AOH Provider  
Will be YSS Portable Hygienist  
Works with Aspen Dental



It started when I saw patients who looked like this...



We needed a new solution.



# My First Solution



**I will go out and  
teach the caregivers**





# Teaching THE Caregiver



2 hours...  
2 people...



**PAGERS!**



Did you really eat  
crackers while  
we were gone?



**At least we trained one that  
can be a leader. I'll check in  
with her!**

# Following Up

Oh her, she doesn't work here anymore. Do you want to come work with someone new?





# Three Major Barriers Identified

↓ Oral Health Literacy



Lack of Time



High Turnover



# In-service with Caregivers and Residents

- Lecture + Hands On
- Now annually with hygiene students
- Kami's Flip Book
- Valuable, but not the whole solution

## Kami's Flip Book



<https://www.yourspecialsmiles.com/wp-content/uploads/2024/09/CNA-flip-chart.pdf>

## Snip from Ivy's In-service talking about carbohydrate intake



<https://youtu.be/SZdJuSvsy7g>

## Bailey's 50 minute in-service



<https://youtu.be/AseQvI0NdLs>

## 11 Tips in under 10 minutes



Kami  
CSI RDH Class of 2024



Bailey  
CSI RDH Class of 2024

<https://youtu.be/RRzw3ExXUPc>



# Educating the WHOLE STAFF (or at least most of them)

- Fear hurting them (bleeding)
- Fear of being hurt (biting and hitting)
- Right to refusal
- Exhausted
- Forget
- Seeking independence
- Aerosol generation
- No time





# Three Major Barriers Identified

↓ Oral Health Literacy ☒



Lack of Time ☐



High Turnover ☒



# We needed a realistic goal

- What if we had someone on OUR TEAM go out once per week and help each resident clean their teeth well?
- THEIR CAREGIVERS help maintain between sessions with “basic” daily brushing and cleaning between the teeth.



# Defining Assisted Oral Hygiene

Physical assistance with oral hygiene procedures for individuals who are unable to adequately perform their recommended self-care oral hygiene regimen. Assisted oral hygiene is a specific service and may be delivered separately or as part of a remote oral health support program.

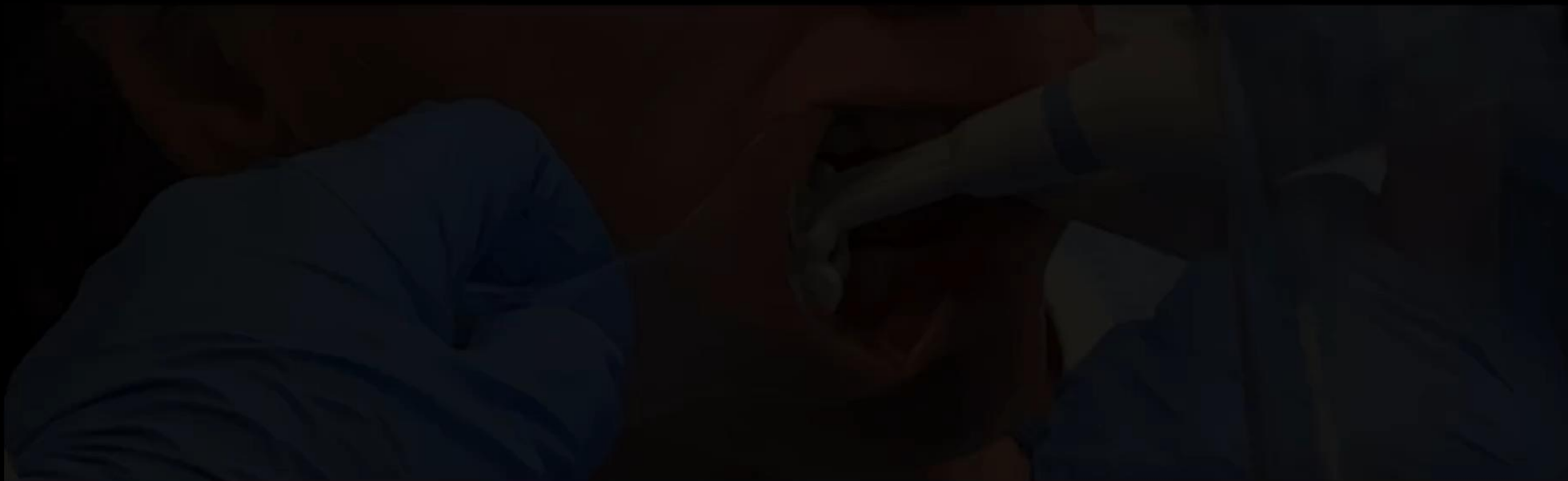


Term Coined by workgroup consisting of members from Your Special Smiles PLLC (Jingjing Qian, RDH-EA, Brooke MO Fukuoka DMD, FSCD), a consultant (Paul Glassman, DDS, MA, MBA), faculty from Idaho State University Dental Hygiene Sciences (Rachelle Williams, MS, RDH-EA, and Ellen Rogo, PhD, RDH), and the leadership of the Idaho Oral Health Program (Kelli Broyles, RDH-EA, and Matt Zaborowski, MPH, CPH). HRSA grant funding was utilized in the development of this program.





# Demo Video



Video Created by Your Special Smiles PLLC



# Wages Only Cost Analysis for Assisted Oral Hygiene

<b>\$15 per hour</b> <ul style="list-style-type: none"><li>• \$5 per session</li><li>• One session/week wages alone cost (\$5x 4.345)</li><li>• X 1.3 (average cost employee)</li></ul> <b>\$28.24</b> /month per resident	<b>\$20 per hour</b> <ul style="list-style-type: none"><li>• \$6.67 per session</li><li>• One session/week wages alone cost (\$6.67x 4.345)</li><li>• X 1.3 (average cost employee)</li></ul> <b>\$37.66</b> /month per resident	<b>\$30 per hour</b> <ul style="list-style-type: none"><li>• \$10 per session</li><li>• One session/week wages alone cost (\$10 x 4.345)</li><li>• X 1.3 (average cost employee)</li></ul> <b>\$56.49</b> /month per resident	<b>\$40 per hour</b> <ul style="list-style-type: none"><li>• \$13.33 per session</li><li>• One session/week wages alone cost (\$13.33x 4.345)</li><li>• X 1.3 (average cost employee)</li></ul> <b>\$75.31</b> /month per resident
--	--	---	--

\*One assisted oral hygiene session on average takes 20 minutes.

Average Cost of an employee is 1.25-1.4x their wage - for this we will use 1.3

**These costs are not entire program costs** Additional costs that may also be needed include but are not limited to: supplies, taxes, accounting, payroll programs, insurances, HIPAA compliant communication and charting/documentation systems.. We are a small program so our insurance and records costs are proportionally high because we do not have a large number through which to divide the cost. For us, it costs approximately \$40,000 per year for approximately 30 residents . We also provide cleanings/screenings twice annually which is partially included in this cost. Total cost is about \$1,333 per year per resident or about \$111 per month

# CHOOSE YOUR DESTINY...

## Types of Teledentistry

## Portable vs Mobile Dentistry

### Teledentistry

Uses

Limitations

Stuff Needed : Pictures/Videos/X-rays

Capture Tips and Examples

### Portable Dentistry

Stuff You Need for Portable

Setting Up, Packing Up, & Hauling

Logistical Challenges

Agreements with Facilities

Places to go





# Thank You For Attending

Your attendance today has helped fund our  
Assisted Oral Hygiene/Guided Oral Hygiene Program



# Contact/Website/Social

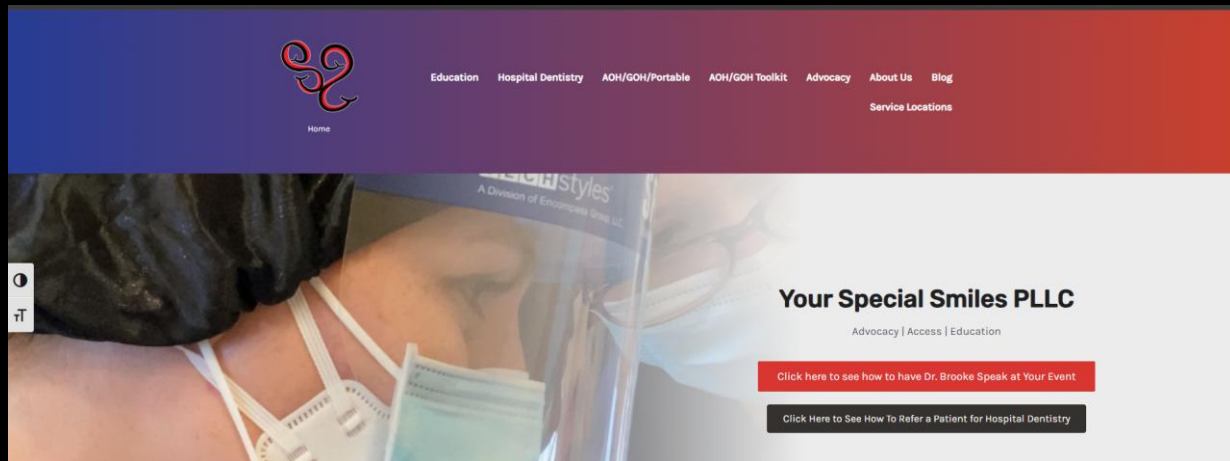
Brooke MO Fukuoka DMD, DABSCD

Emails: Dr. Brooke: [yourspecialsmiles@gmail.com](mailto:yourspecialsmiles@gmail.com)

Instagram: [dr.brooke\\_yourspecialsmiles](https://www.instagram.com/dr.brooke_yourspecialsmiles)

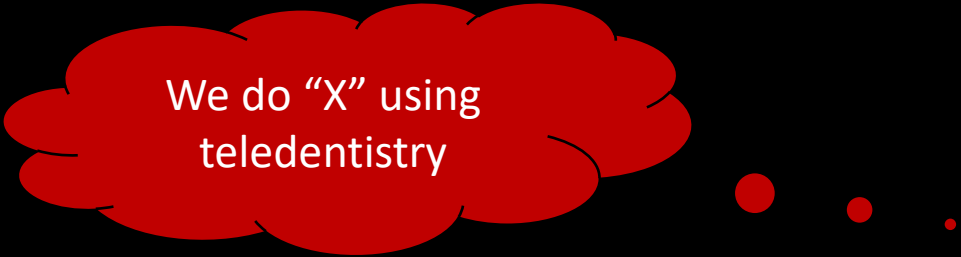
Facebook: <https://www.facebook.com/brooke.fukuokaosgood/>

Website: <https://www.yourspecialsmiles.com/>



# Teledentistry:

ADA Definition: Teledentistry refers to the use of telehealth systems and methodologies in dentistry. Telehealth refers to a broad variety of technologies and tactics to deliver virtual medical, health, and education services. Telehealth is not a specific service, but a collection of means to enhance care and education delivery.



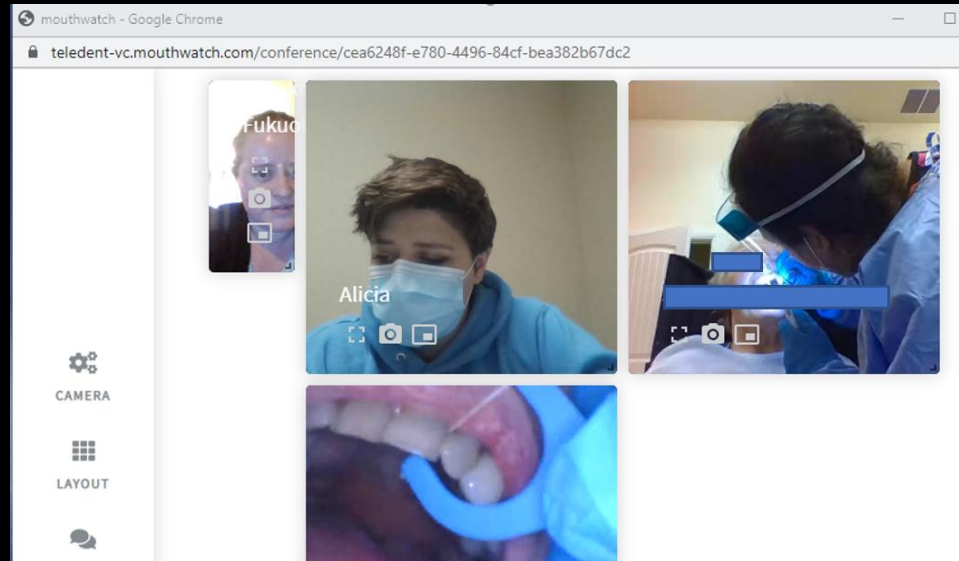
We do “X” using  
teledentistry





# Synchronous Teledentistry: D9995

ADA Definition: Live, two-way interaction between a person (patient, caregiver, or provider) and a provider using audiovisual telecommunications technology.



# Asynchronous Teledentistry: D9996

ADA Definition: Transmission of recorded health information (for example, radiographs, photographs, video, digital impressions and photomicrographs of patients) through a secure electronic communications system to a practitioner, who uses the information to evaluate a patient's condition or render a service outside of a real-time or live interaction



Looking at the pics  
that were sent this  
morning.



# Synchronous vs Asynchronous Pros and Cons Discussion



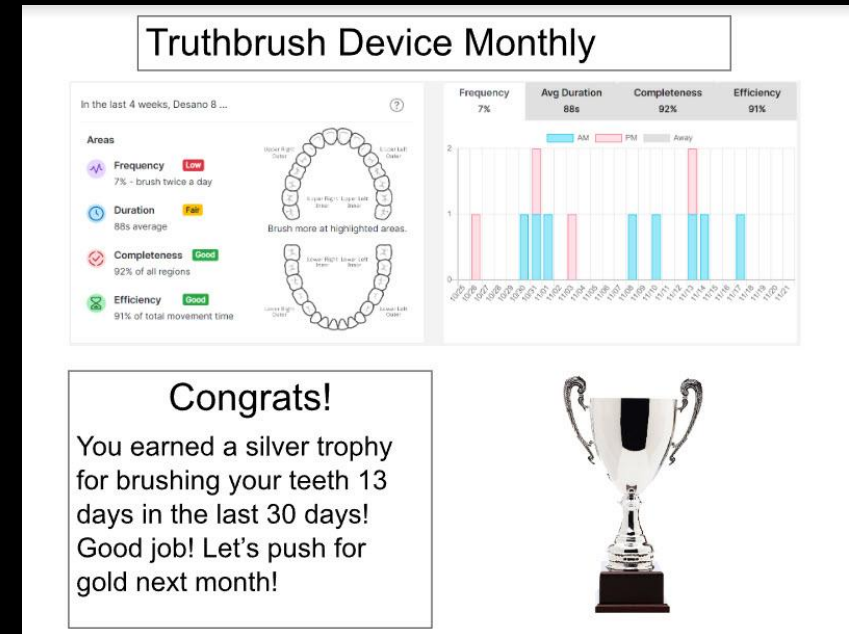
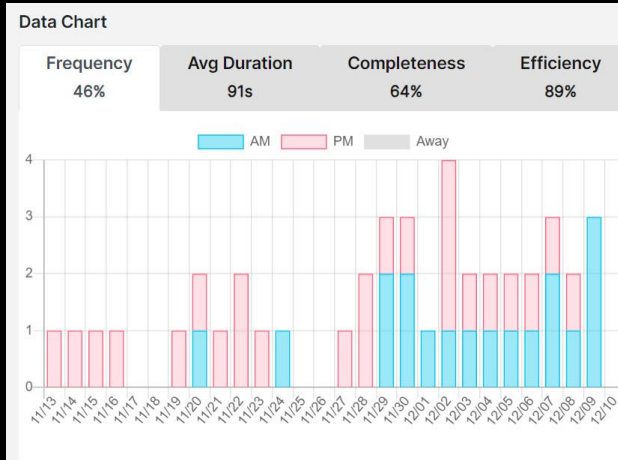
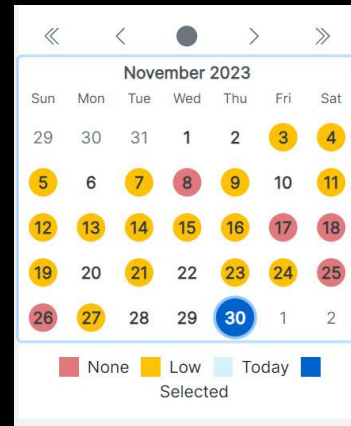
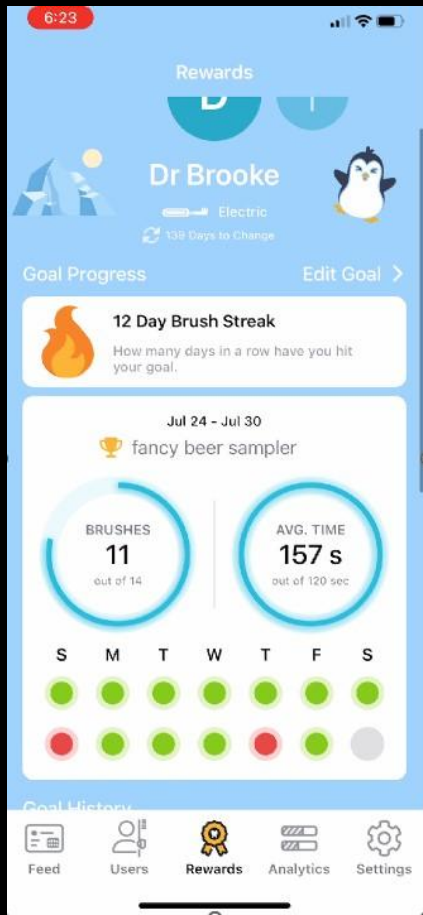


# Remote Patient Monitoring:

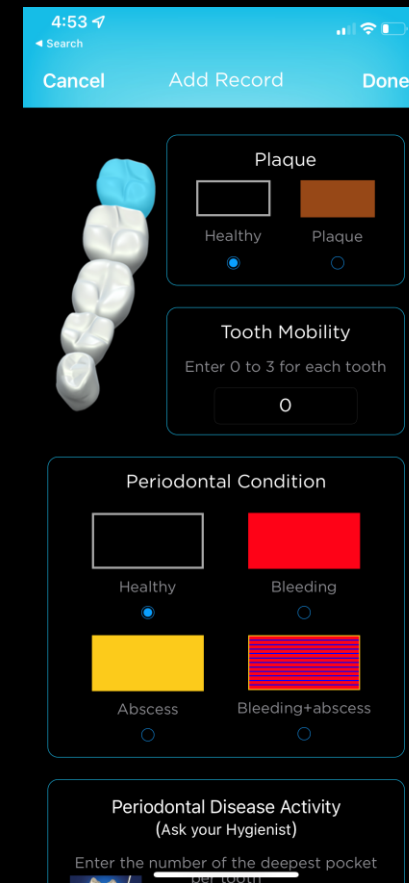
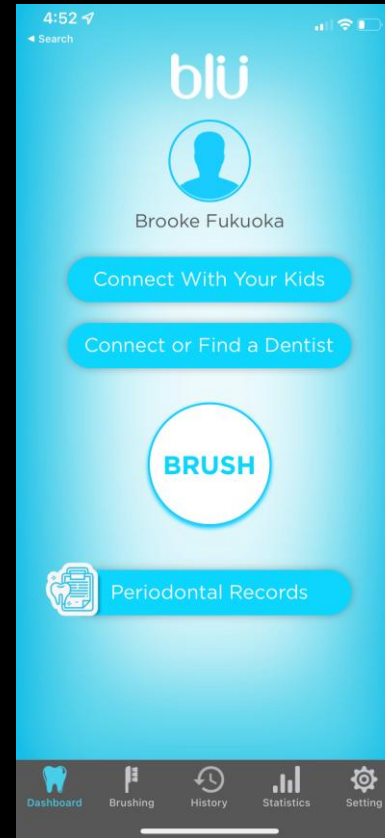
ADA Definition: Personal health and medical data collection from an individual in one location via electronic communication technologies, which is transmitted to a provider (sometimes via a data processing service) in a different location for use in care and related support of care



# Remote Patient Monitoring: Truthbrush

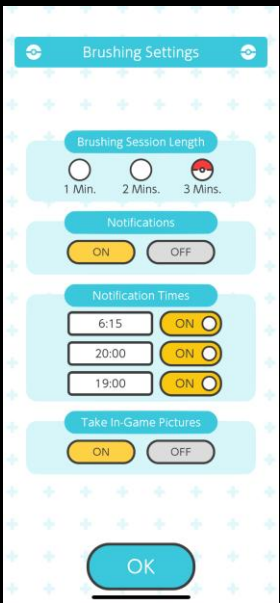


# Remote Patient Monitoring: Blu






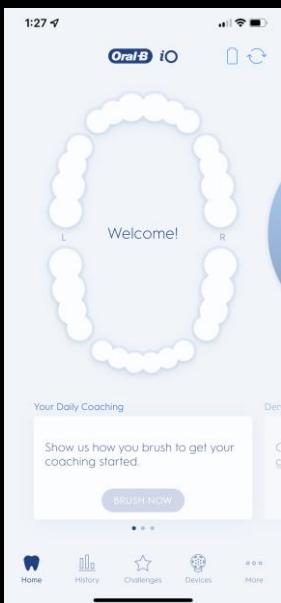
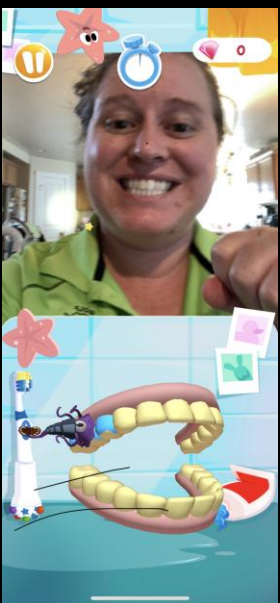
# What Makes Something Remote Patient Monitoring?



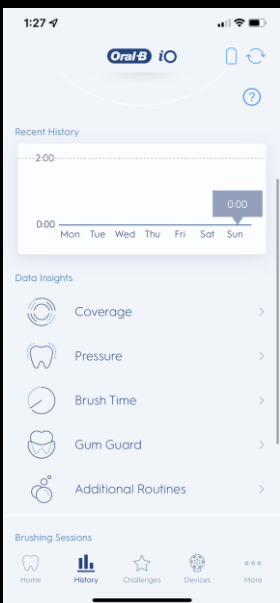
Pokémon Smile



Colgate Magik



Oral B



Sonicare Kids

[Back to Board](#)



# Virtual Office Tours: (Not teledentistry, but cool use of the stuff)

Synchronous



Asynchronous



To watch the rest of the video: <https://youtu.be/vhGyT-A50w8?si=gCUJ8nopxwaIRno1>





# Increase OHI Comprehension While Gathering Data

They Clean



We Video/Teach



Touch Up



Final Video



Now this exam will be  
EASY!!!



Patient pictured not same patient as shown in video.

# Screening Emergencies



A big chunk of her tooth came out and I think it is bothering her quite a bit!



Please Send a Picture on Teledent




# Screening Emergencies

## The Emergency



I got to stay to catch this HUGE fish without worrying about her pain.



# Running Behind?



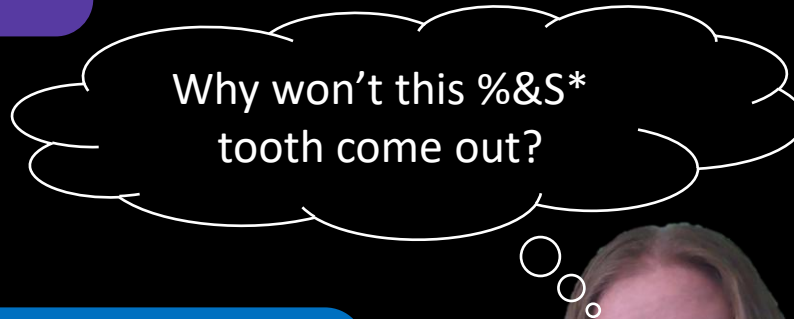
I am here to fix your computer



Your next patient is numb and ready to get started



We need an exam



Dr. X is returning your consult call



We needed an exam 10 minutes ago



# Portable Hygiene and Telehealth Recare

- Can be based out of traditional practice
- Can be based out of a portable/mobile practice
- New or Long-Standing Patients
- More likely to come if known need for treatment





# Portable Hygiene and Telehealth Recare

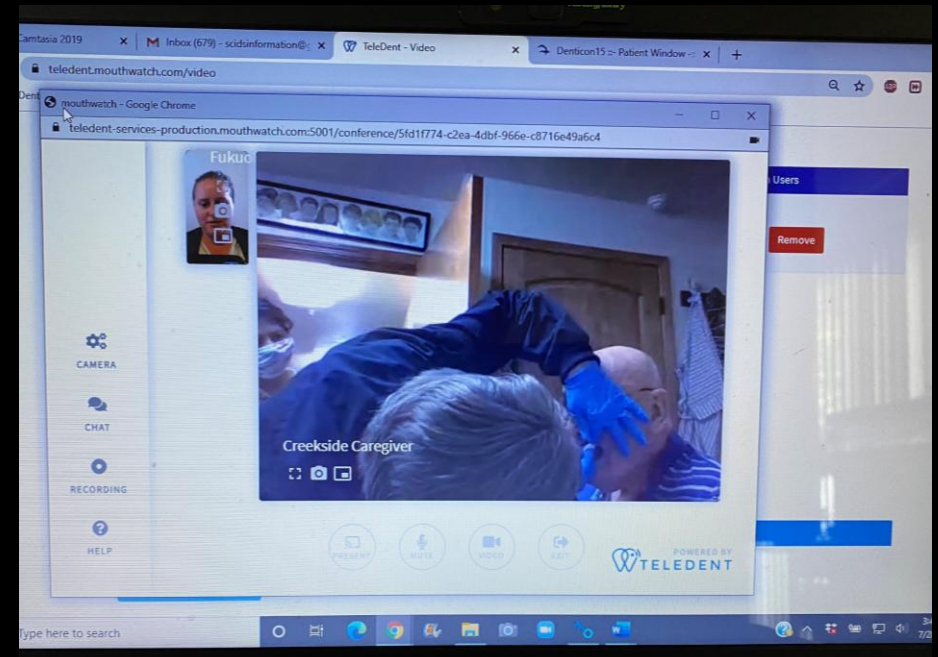
- Photos, Videos , Radiographs, Narratives





# Remote Application of Medicaments


- Use teledentistry to diagnose and have a caregiver/team member apply SDF, varnish or another medicament . (Especially helpful for caries management during the pandemic)



# Guided Oral Hygiene

[Back to Board](#)

Utilizing audio and video technology to guide a patient or caregiver as they carry out self-care oral hygiene on a regularly scheduled basis. Guided oral hygiene is patient- specific and does not apply to the use of generic prerecorded oral hygiene instruction videos. Guided oral hygiene is a specific service and may be delivered separately or as part of a remote oral health support program. Guided oral hygiene can be represented by a combination of OHI (D41330) and synchronous teledentistry (D9995)



# Assisted Oral Hygiene

Physical assistance with oral hygiene procedures for individuals who are unable to adequately perform their recommended self-care oral hygiene regimen. Assisted oral hygiene is a specific service and may be delivered separately or as part of a remote oral health support program.




Term Coined by workgroup consisting of members from Your Special Smiles PLLC (Jingjing Qian, RDH-EA, Brooke MO Fukuoka DMD, FSCD), a consultant (Paul Glassman, DDS, MA, MBA), faculty from Idaho State University Dental Hygiene Sciences (Rachelle Williams, MS, RDH-EA, and Ellen Rogo, PhD, RDH), and the leadership of the Idaho Oral Health Program (Kelli Broyles, RDH-EA, and Matt Zaborowski, MPH, CPH). HRSA grant funding was utilized in the development of this program.

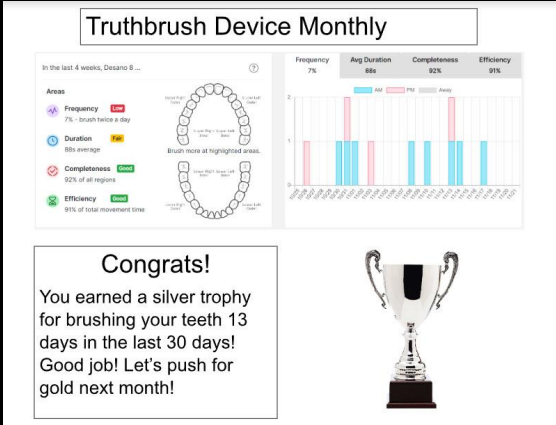
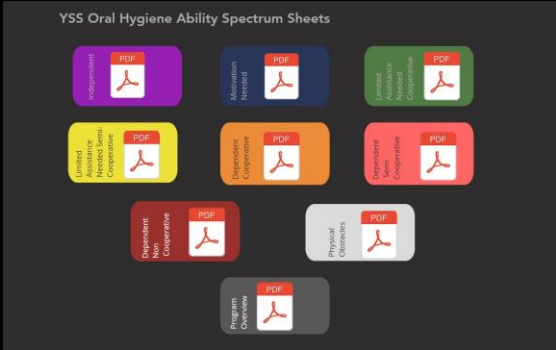


# Assisted Oral Hygiene

## Demo Video



Video Created by Your Special Smiles PLLC



[Back to Board](#)





# Limitations with Teledentistry: Discuss



[Back to Board](#)



# Extraoral Photos Stuff

- Retraction
- Extraoral Camera
- PPE/Barriers





# Intraoral Photos/Video Stuff

- Laptop (Secured)
- Same Retraction
- 2x2s - Bubbles
- Intraoral Camera
- PPE/Barriers



# Portable Radiographs

[Back to Board](#)

- Laptop (Secured)
- X-ray Software: Wifi ?
- Sensor
- X-ray Generator
- “Lead” Aprons ?

by ADA Media Relations  
mediarelations@ada.org

February 01, 2024

## ADA Releases Updated Recommendations to Enhance Radiography Safety in Dentistry

Recommendations include appropriate, justified use of dental X-rays, discontinuing use of lead abdominal aprons, thyroid collars


CHICAGO, Feb. 1, 2024 – The use of lead abdominal aprons or thyroid collars on patients when conducting dental X-rays is no longer recommended, according to





# Capture Tips Videos...

- PRACTICE
- Fulcrum
- Talk to the viewer
- Wipe the Bubbles/Debris
- Who gets to see the screen?
  - Patient?
  - Operator?
  - Both?




# Video Tips Examples



# Can you think of any reason this patient needs to come in?






Your Special Smiles PLLC

Increasing oral health and quality of life for adults who have special needs and geriatric patients who have limited mobility

Advocacy - Access - Education



**Sample Teledental Exam Sheet: (for use with patients who have limited cooperation)**

Tooth	Lingual/Palatal View	Facial/Buccal View	Occlusal/Incisal view	Radiographs
1				
2				
3				
4				
5				
6				
7				
8				
9				
10				
11				
12				
13				
14				
15				

# Is there value in this video?



BLAIR WITCH TELEDENT





# Extraoral Capture Tips Photos

- Camera Choice: Technique Sensitivity vs Image Quality vs Convenience
- Mirrors:
  - Fog- warm mirror
- Show an example of goals
- Let them hold the retractors
- PRACTICE



# What can we use to improve these?





# Extraoral Photos By Patients: “Toothies”



Back to Board

Your Special Smiles PLLC

**Instructions for Taking Tooth/Mouth Photos “Toothies”**

Below are some helpful suggestions on how to get the best photos to assist your dentist in accurately completing a tele-dental exam. It may take many shots to get one that will be acceptable for the dentist to clearly evaluate your tooth/teeth. It may help to adjust the focus of your camera, or to adjust the distance between your tooth and your camera. **DO NOT** use filters. **DO NOT** edit the photos. **DO NOT** draw on your photos unless asked to do this by your dentist. Wash your hands with soap and water and thoroughly clean any object you will be using to help you take these photos. **DO NOT** become discouraged. This is a new thing for you and it takes time to learn and get good photos. **It usually takes patients over an hour their first time to get a photo of diagnostic quality.** You will take MANY you will delete. Do not get frustrated. Take a break if you need. Allow yourself PLENTY of time.

**BACK TOOTH (MOLAR/PREMOLAR) – WHAT DOES MY DOCTOR WANT TO SEE?** Six good pictures of the tooth bothering you

Cheek Side Reflected    Check Side Direct    Tongue Side Reflected    Tongue Side Direct    Top reflected    Top Direct

**FRONT TOOTH (INCISOR/CANINE)**  
WHAT DOES MY DOCTOR WANT TO SEE?

Front Direct    Back Reflected

**WITH ALL TEETH:** Picture of the gums all the way to the bottom

This publication is/are supported by the Health Resources and Services Administration (HRSA) of the U.S. Department of Health and Human Services (HHS) as part of an award totaling \$1.9 million with 40% percentage financed with non-governmental sources. The contents are those of the author(s) and do not necessarily represent the official view of, or an endorsement by HRSA, HHS, or the US Government. This document was created by Dr. Brooke MS, [@brookeMS](#) Your Special Smiles PLLC.

Your Special Smiles PLLC

**NEED A REFLECTIVE SURFACE TO GET THAT SHOT?** Butter knives, cheese spreaders or makeup mirrors work well. If you can see yourself clearly in the surface it is better than a surface that looks blurry. If you can get the shot without using a surface it will be the clearest.

**SELECTIVE SURFACE FOGGING UP WHEN YOU TRY TO TAKE THE PICTURE?** Warm it up with hot water before using (not too hot so you don't burn yourself).

**CAN'T GET THE MIRROR IN YOUR MOUTH?**  
Insert corner in slightly closed    Rotate into mouth    Then angle [@\\_to](#) see all teeth

This publication is/are supported by the Health Resources and Services Administration (HRSA) of the U.S. Department of Health and Human Services (HHS) as part of an award totaling \$1.9 million with 40% percentage financed with non-governmental sources. The contents are those of the author(s) and do not necessarily represent the official view of, or an endorsement by HRSA, HHS, or the US Government. This document was created by Dr. Brooke MS, [@brookeMS](#) Your Special Smiles PLLC.

Your Special Smiles PLLC

**NOT ENOUGH LIGHT?** Turn on your flash or use a flashlight

**UPS OR TONGUE IN THE WAY?** A clean spoon, a dull butter knife, a cheese spreader, or the back end of a toothbrush can be used to hold your lips out of the way.

**IMAGE QUALITY LOW?** Try “[@\\_to](#)” mode instead of “selfie” mode. Use a mirror to make sure you have a good shot. The “[@\\_to](#)” camera may be higher quality than the “selfie”. If your reflective surface is better than a surface that looks blurry, if you can get the shot without using a surface it will be the clearest. If you have iPhone 11 the 16:9 aspect ratio seems to be the clearest

This publication is/are supported by the Health Resources and Services Administration (HRSA) of the U.S. Department of Health and Human Services (HHS) as part of an award totaling \$1.9 million with 40% percentage financed with non-governmental sources. The contents are those of the author(s) and do not necessarily represent the official view of, or an endorsement by HRSA, HHS, or the US Government. This document was created by Dr. Brooke MS, [@brookeMS](#) Your Special Smiles PLLC.

# Portable: Bring & Build

Advantages	Disadvantages
Familiar setting for resident	May enjoy going out
Insight into their daily life	Less authority in their home
Very convenient for caregivers	Physically difficult set up
Not dependent on single vehicle	CARPET





# Mobile: Bring it Already Built


[Back to Board](#)

Advantages	Disadvantages
Avoid car ride	More reliance on single vehicle
Can go almost anywhere	Unfamiliar environment for resident
Easier infection control	Medical Emergency planning
More environmental control	Less insight into their daily life
Fun “Outing”	
Less Set Up	



# Portable Units: \$2,500ish - \$14,000ish

Aseptico:



DNTLworks



ASI:



Jinme



# Portable Units: Desirable Traits

- Manual:
    - Available
    - Easy to read
    - English
  - Customer Support
  - Wheels
  - Weight
  - Suction Power
  - Noise Level
- Suction Power:
    - Measured in SCFM Standard cubic feet per minute
      - HV: 3-8 SCFM
      - Want at least 4.5 scfm
      - Saliva Ejector: between 1-3 SCFM
    - CMF is almost the same as SCFM. SCFM is based on ideal temperature and pressure conditions and CFM measures the actual flow
    - Also may be measured in Measured in L/Min
  - Noise Level
    - Measured in Decibels : 46ish
      - Vacuum cleaner 75
      - Refrigerator 55





# Trailer and Vehicle

- Trailer
  - Garage vs Storage
  - Height / Length
  - E-Track and Tie Downs
  - Ramp and Modifications
- Truck Vs SUV
  - Weather
  - Short Trips





# Sterilization and Water Lines

- Same as regular clinic
  - Waterline testing < 500 CFU
  - Test at end of every trip or monthly if more frequent
  - Enzyme / Instrument Lube





# Setting Up

- Aerosols (Drop Clothes)
- Ramps and BIG Wheels
- Clean/Dirty Line
- Can Patients get into Sharps/Dirty Instruments?
- Privacy with multiple “ops”
- Water and Restroom







# Packing Up

Back to Board

- Dirty Sharps Double Box
- Wipe While Fresh
- Enzyme Spray / Lube
- Sharps and Biohazards
- Overnight Storage
- Order In and Out
- Projectiles





# Where Do You Post Mandatory Signage ?

- 1557 Translation
  - On website
- HIPAA Disclosures
  - On website
  - In welcome pack
- State and Federal Posters
  - In trailer
  - On website
  - In employee training



## Welcome and We are Happy to Have You.

We will provide you with the training you need and anytime you need something contact Dr. Brooke. Never do anything you feel is unsafe for yourself or the patient. If you ever have suggestions on how to make our program better, contact Dr. Brooke. We do our employee training online, but Dr. Brooke will send that all to you in the form of a PowerPoint.

Mandatory Employer Legal Staff English: [requiredposters](#)

Mandatory Employer Legal Staff Spanish: [requiredposterspan](#)

• 2023 Portable and Assisted Oral Hygiene Toileting Consent Form •

• 2023 Minimum Necessary HIPAA •

• 2023 HIPAA Notice of Privacy Practices •

Mandatory Legal Staff • [Link to 1557 Translation](#) • Medical Records Pricing for medical records will not exceed the cost to print the records and employee time spent searching and printing the records and shipping of the records. Pricing will vary based on how many pages need printing and if requested to color. Color printing will cost \$100/long side and black and white will cost \$50/long side. If shipping is requested shipping will be charged to the patient. If patient would like on a jump drive or CD we will include the cost of the jump drive or disk. We are not able to use patient's memory cards for security purposes. Records can be sent to a secure email with proper permission for any minimal cost.



# Consent

- Expressed vs Implied Consent
- Often not their own guardian
  - Dynamic family relationships
- Be honest about your services offered
- Specific Informed Consent for Teledentistry:
  - Type of tech used
  - Potential breach in confidentiality and security measure taken
  - Potential disruption in communication
  - Types of activities offered and not
  - Patient must agree that doctor will determine if condition be diagnosed or treated via teledent
  - Provider's identity and credentials
  - Expressed consent to share info with third party





# Liability Considerations

- SUB STANDARD SET UPS
- Patient injured during transit
- Hallucinations and accusations
- Privacy vs Comfort.

[Back to Board](#)





# What Should Be Included?

- Transport and Transfers
- Caregiver Presence/Participation
- Sink Access/Restroom Access
- Laundry
- Pillows/Blanket Use
- Sharps/Biohazard Disposal
- Storage and Locking Areas
- BAA
- Consent and Contacting Families
- Homecare Programs



- If they have a lawyer, you should too.



# Maybe Consider NOT Including?

- Fees for YOUR Services
- Acceptance of third-party contracts
- Time or Service Guarantees



**Back to Board**

- If they have a lawyer, you should too.



# Oh the places you'll go... maybe

- Large chains vs Ma and Pa
- Locations vs Events
- Where Else?



D9410: "House/Extended Care Facility Call"